

2010

Enantioselective Synthesis of Bicarboyclic Structures with an All-Carbon Quaternary Stereocenter Through Sequential Cross Metathesis and Intramolecular Rauhut-Currier Reaction

Yuan Qiao

Sanjeev Kumar

William Paul Malachowski

Bryn Mawr College, wmalacho@brynmawr.edu

Supplemental data: General experimental details, copies of ^1H and ^{13}C NMR spectra, gas and liquid chromatographs and mass spectra for compounds **3a–d**, **4a**, **4c**, **4d** and **5**. COSY and HMQC for **5**.
[Let us know how access to this document benefits you.](#)

Follow this and additional works at: http://repository.brynmawr.edu/chem_pubs

 Part of the [Chemistry Commons](#)

Custom Citation

Qiao, Yuan, Sanjeev Kumar, and William P. Malachowski. "Enantioselective synthesis of bicarboyclic structures with an all-carbon quaternary stereocenter through sequential cross metathesis and intramolecular Rauhut–Currier reaction." *Tetrahedron Letters* 51, no. 19 (2010): 2636-2638.

This paper is posted at Scholarship, Research, and Creative Work at Bryn Mawr College. http://repository.brynmawr.edu/chem_pubs/8

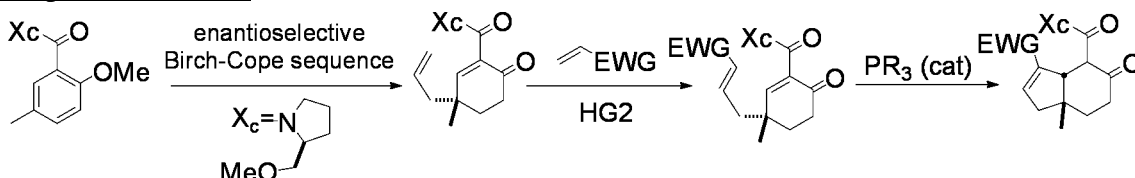
For more information, please contact repository@brynmawr.edu.

Enantioselective synthesis of bicarbocyclic structures with an all-carbon quaternary stereocenter through sequential cross metathesis and intramolecular Rauhut-Currier reaction

Yuan Qiao, Sanjeev Kumar, and William P. Malachowski*

Chemistry Department, Bryn Mawr College, Bryn Mawr, PA 19010, USA

Graphical Abstract:



Abstract:

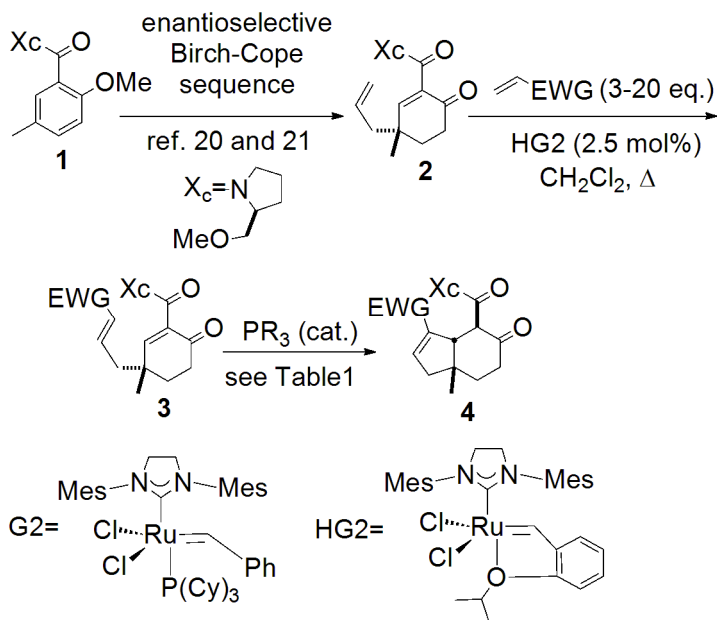
A new extension of the Birch-Cope sequence is described which allows the efficient enantioselective construction of highly functionalized, fused bicarbocyclic structures with an all-carbon quaternary stereocenter in two steps. The two step sequence includes a cross metathesis between a terminal alkene and a polarized alkene followed by an intramolecular Rauhut-Currier reaction with a trialkylphosphine catalyst.

The enantioselective synthesis of fused bicarbocyclic structures containing all-carbon quaternary stereocenters is an important activity in organic synthesis. Due to their intriguing complex chemical architecture and their potential therapeutic applications, these structures have attracted the attention of synthetic chemists for many decades. Recent examples of bicarbocyclic structures with all-carbon quaternary stereogenic centers that have fomented synthetic activity include the cyanthiwigins,¹⁻⁶ the guanacastapenes,⁷⁻¹⁰ and platensimycin¹¹⁻¹⁶. One of the most common tools to enantioselectively generate these structures is the Hajos-Parrish-Eder-Sauer-Weichert reaction.¹⁷⁻¹⁹ In fact, the popularity of this reaction in natural product synthesis is another indication of the demand for bicarbocyclic architectures, which can serve as key intermediates in complex molecule construction.

In the interest of developing new tools to create enantiomerically pure bicarbocyclic structures with all-carbon quaternary stereocenters in an angular position, we have extended our Birch-Cope sequence (Scheme 1)^{20,21} to rapidly create several such structures, with the hydrindane skeleton. The procedure selectively functionalizes the terminal alkene of the Birch-Cope sequence product **2** with a Grubbs cross metathesis reaction²² and then performs an intramolecular Rauhut-Currier reaction with trialkylphosphine to afford **4** (Scheme 1). One pot tandem reactions, such as the Rauhut-Currier reaction, are important for the efficient construction of complex chemical structures and therefore are an active research area in the synthetic community.²³⁻³¹ The intramolecular Rauhut-Currier reaction³² has experienced a resurgence based on

* Corresponding author. Tel.: +1 610 526 5016; fax: +1 610 526 5086; e-mail: wmalacho@brynmawr.edu.

groundbreaking studies by Krische,³³ Murphy,^{34,35} and Roush.³⁶ Under the influence of catalytic phosphine, conjugated systems can be merged to form a new ring while retaining one conjugated system for subsequent functionalization. Application of the intramolecular Rauhut-Currier reaction to the cross metathesis product **3** should afford valuable intermediates **4** on the path to a range of complex chemical architectures. Details of the successful transformation of **2** to **4** are presented herein.

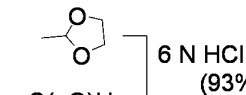


Scheme 1. Olefin cross metathesis and Rauhut-Currier reaction to bicarbocyclic structures with an all-carbon quaternary stereocenter in an angular position.

The Birch-Cope sequence product **2** was subjected to cross metathesis in the presence of an alkene (3-20 eq.) and the second generation Hoveyda-Grubbs (HG2, 2.5 mol%) catalyst. Initially, the Grubbs second generation (G2) catalyst was tested, but the reaction proved more efficient with HG2. Previous reports^{37,38} have described similar reactivity differences in Grubbs catalysts used for related cross metathesis examples. In all cases, an excess of alkene was essential for maximizing the conversion of **2**.³⁹ As has been previously reported²², the cross metathesis was amenable to a variety of alkenes (Table 1). Alkenes functionalized with a ketone, 1,3-dioxolane, ester, acid and sulfone were all successful, although the sulfone was markedly less efficient. The cross metathesis reactions predominantly or exclusively formed the E alkene isomer.

Table 1. Olefin cross metathesis and Rauhut-Currier reaction.

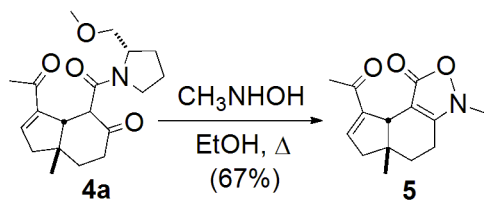
	EWG:	yield (%):	E/Z ratio	conditions:	yield (%):
a	-C(=O)CH ₃	87	~8.5:1	PBu ₃ (0.3 eq.), CH ₂ Cl ₂ ,	81

				O ^o C--> rt	
b		86	E only		
c	-C(=O)H	(93%)	~9:1	PBu ₃ (0.3 eq.), CH ₃ CN, O ^o C--> rt	91
d	-C(=O)OCH ₃	82	~30:1	PMe ₃ (0.4 eq.), t-BuOH/THF, Δ	81
e	-C(=O)OH	86	N.D.		no rxn.
f	-S(O) ₂ Ph	41	N.D.		no rxn.

A variety of Rauhut-Currier conditions, which modified both phosphine and solvent, were explored to determine the optimum method for conversion of **3** to **4** (Table 1).³³⁻³⁶ Consistent with previously reported tendencies in the Rauhut-Currier reaction,³² the relatively more electrophilic alkenes in **3a** and **3c**, easily underwent tandem conjugate addition/Michael addition and subsequent phosphine elimination to afford the products, **4a** and **4c** respectively, in high yield. The regioselectivity of the tandem reaction in **3a** and **3c** is presumably founded on both electronic and steric principles. Although the ring alkene might initially be considered the more electrophilic alkene with two carbonyl substituents, our previous studies,^{20,21} have shown that the C-2 amide prefers to adopt a more orthogonal conformation with respect to the ring pi system for steric reasons. Therefore, the C-2 amide is unlikely to contribute to ring alkene electron deficiency. Furthermore, the vicinal quaternary center of the ring alkene undoubtedly also contributes to a regioselective reaction at the least hindered alkene beta position. Finally, the product resulting from initial conjugate addition to the ring enone system would not be capable of eliminating phosphine after subsequent Michael addition and therefore would not generate a thermodynamically stable product.

The less electrophilic alkenes like **3d**, **3e** and **3f** were more problematic, as expected based on prior art. Nevertheless, **3d** was successfully transformed to **4d** with the use of the more reactive trimethylphosphine and a polar, protic solvent, t-BuOH. Solvent effects have been previously recognized in the Rauhut-Currier reaction with polar, protic solvents generally accelerating the reaction.³² Interestingly, the sequential enoate, then enone order of addition witnessed in **3d** is extremely rare with only one other reported example to the best of our knowledge.⁴⁰ Failure to react in the more typical enone, then enoate order is again probably due to the steric hindrance of the ring enone and the inability of the product to eliminate phosphine. Despite repeated attempts to apply the conditions that were used with **3d**, acid **3e** and sulfone **3f** were resistant to any Rauhut-Currier annulation procedure. The products of the Rauhut-Currier reaction were epimerizable at the C-2 stereocenter, but they were not separable and simple computational studies suggest the cis isomer is more thermodynamically stable. Equilibration between the two epimers was accomplished with heating in the presence of an acid (1:1 2M H₂SO₄/THF).

Removal of the chiral auxiliary was accomplished in the standard manner previously reported^{41,21} to form the isoxazolinone **5** (Scheme 2). Removal of the chiral auxiliary and formation of the isoxazolinone eliminated epimerization and allowed for easier spectroscopic and chromatographic analysis of the product.



Scheme 2. Chiral auxiliary cleavage.

In conclusion, a new extension of the Birch-Cope sequence is reported which allows the efficient enantioselective construction of highly functionalized hydrindane skeletons containing an all-carbon quaternary stereocenter in an angular position. The procedure couples cross metathesis and an intramolecular Rauhut-Currier procedure to generate the fused bicarbocyclic structures in two steps.

Acknowledgments

We thank the Petroleum Research Fund (PRF #43238-AC1) administered by the American Chemical Society and Bryn Mawr College for their generous financial support of this work. The Irena Bronstein-Bonte Fellowship is gratefully acknowledged for financial support (to Y. Q.)

Supplementary data

General experimental details; copies of ^1H and ^{13}C NMR spectra, gas and liquid chromatographs and mass spectra for compounds **3a-d**, **4a**, **4c**, **4d** and **5**. COSY and HMQC for **5**. This material is available free of charge via the Internet at doi: .

References

1. Miller, L. C.; Ndungu, J. M.; Sarpong, R. *Angew. Chem. Int. Ed.* **2009**, *48*, 2398-2402.
2. Pfeiffer, M. W. B.; Phillips, A. J. *Tetrahedron Lett.* **2008**, *49*, 6860-6861.
3. Enquist Jr, J. A.; Stoltz, B. M. *Nature* **2008**, *453*, 1228-1231.
4. Peng, J.; Kasanah, N.; Stanley, C. E.; Chadwick, J.; Fronczek, F. R.; Hamann, M. *T. J. Nat. Prod.* **2006**, *69*, 727-730.
5. Reddy, T. J.; Bordeau, G.; Trimble, L. *Org. Lett.* **2006**, *8*, 5585-5588.
6. Pfeiffer, M. W. B.; Phillips, A. J. *J. Am. Chem. Soc.* **2005**, *127*, 5334-5335.
7. Miller, A. K.; Hughes, C. C.; Kennedy-Smith, J. J.; Gradl, S. N.; Trauner, D. *J. Am. Chem. Soc.* **2006**, *128*, 17057-17062.
8. Mandal, M.; Yun, H.; Dudley, G. B.; Lin, S.; Tan, D. S.; Danishefsky, S. J. *J. Org. Chem.* **2005**, *70*, 10619-10637.

9. Iimura, S.; Overman, L. E.; Paulini, R.; Zakarian, A. *J. Am. Chem. Soc.* **2006**, *128*, 13095-13101.
10. Shipe, W. D.; Sorensen, E. J. *J. Am. Chem. Soc.* **2006**, *128*, 7025-7035.
11. Nicolaou, K. C.; Li, A.; Edmonds, D. J.; Tria, G. S.; Ellery, S. P. *J. Am. Chem. Soc.* **2009**, *131*, 16905-16918.
12. Ghosh, A. K.; Xi, K. *J. Org. Chem.* **2009**, *74*, 1163-1170.
13. Tiefenbacher, K.; Mulzer, J. *Angew. Chem. Int. Ed.* **2008**, *47*, 2548-2555.
14. Li, P.; Payette, J. N.; Yamamoto, H. *J. Am. Chem. Soc.* **2007**, *129*, 9534-5.
15. Nicolaou, K. C.; Edmonds, D. J.; Li, A.; Tria, G. S. *Angew. Chem. Int. Ed.* **2007**, *46*, 3942-5.
16. Nicolaou, K. C.; Li, A.; Edmonds, D. J. *Angew. Chem. Int. Ed.* **2006**, *45*, 7086-90.
17. Eder, U.; Sauer, G.; Wiechert, R. *Angew. Chem. Int. Ed.* **1971**, *10*, 496-497.
18. Hajos, Z. G.; Parrish, D. R. *J. Org. Chem.* **1974**, *39*, 1615-1621.
19. Hajos, Z. G.; Parrish, D. R. *Org. Syn., Coll. Vol.* **1990**, *7*, 363-368.
20. Paul, T.; Malachowski, W. P.; Lee, J. *J. Org. Chem.* **2007**, *72*, 930-7.
21. Paul, T.; Malachowski, W. P.; Lee, J. *Org. Lett.* **2006**, *8*, 4007-10.
22. Chatterjee, A. K.; Choi, T.-L.; Sanders, D. P.; Grubbs, R. H. *J. Am. Chem. Soc.* **2003**, *125*, 11360-11370.
23. Nicolaou, K. C.; Montagnon, T.; Snyder, S. A. *Chem. Commun.* **2003**, 551-564.
24. Nicolaou, K. C.; David, J. E.; Paul, G. B. *Angew. Chem. Int. Ed.* **2006**, *45*, 7134-7186.
25. Pellissier, H. *Tetrahedron* **2006**, *62*, 1619-1665.
26. Pellissier, H. *Tetrahedron* **2006**, *62*, 2143-2173.
27. Guo, H.-C.; Ma, J.-A. *Angew. Chem. Int. Ed.* **2006**, *45*, 354-366.
28. Arns, S.; Barriault, L. *Chem. Commun.* **2007**, 2211-2221.
29. Chapman, C. J.; Frost, C. G. *Synthesis* **2007**, *2007*, 1-21.
30. Enders, D.; Grondal, C.; Hüttl, Matthias R. M. *Angew. Chem. Int. Ed.* **2007**, *46*, 1570-1581.
31. Yu, X.; Wang, W. *Org. Biomol. Chem.* **2008**, *6*, 2037-2046.
32. Aroyan, C. E.; Dermenci, A.; Miller, S. J. *Tetrahedron* **2009**, *65*, 4069-4084.
33. Wang, L.-C.; Luis, A. L.; Agapiou, K.; Jang, H.-Y.; Krische, M. J. *J. Am. Chem. Soc.* **2002**, *124*, 2402-2403.
34. Brown, P. M.; Käppel, N.; Murphy, P. J. *Tetrahedron Lett.* **2002**, *43*, 8707-8710.
35. Brown, P. M.; Käppel, N.; Murphy, P. J.; Coles, S. J.; Hursthouse, M. B. *Tetrahedron* **2007**, *63*, 1100-1106.
36. Frank, S. A.; Mergott, D. J.; Roush, W. R. *J. Am. Chem. Soc.* **2002**, *124*, 2404-2405.
37. Bieniek, M.; Michrowska, A.; Usanov, D. L.; Grela, K. *Chem. Eur. J.* **2008**, *14*, 806-818.
38. Imhof, S.; Randl, S.; Blechert, S. *Chem. Commun.* **2001**, 1692 - 1693.
39. Crimmins, M. T.; Haley, M. W. *Org. Lett.* **2006**, *8*, 4223-4225.
40. Methot, J. L.; Roush, W. R. *Org. Lett.* **2003**, *5*, 4223-4226.
41. Malachowski, W. P.; Paul, T.; Phounsavath, S. J. *Org. Chem.* **2007**, *72*, 6792-6796.